

VERY VERIFIED

Blended Learning Lesson Overview



Homework



Video










Quiz



Worksheet



Group work

Lesson	Main topics	Lesson content
<p>Lesson 1. Media Landscape</p>	<ul style="list-style-type: none"> • Types of media content • Facts vs. opinions • Emotional regulation • Media consumption habits • Digital wellness 	<p> Pre-work</p> <ul style="list-style-type: none"> ● Introductory questions to reflect on media consumption habits <p> Introduction video</p> <p> Quiz about the purpose of creating content and the role of journalists</p> <p> Video about types of content and differences between facts and opinions</p> <p> Worksheet about types of content</p> <p> Quiz about facts vs opinions</p> <p> Quiz about the role of emotions</p> <ul style="list-style-type: none"> ● Emotional regulation activity ● Media consumption log and discussion ● Digital wellness and exercises ● Conclusion



Time needed for the full lesson: 50 minutes to 1 hour

VERY VERIFIED

Blended Learning Lesson Table of Contents



Homework



Video








Quiz



Worksheet



Group work

Lesson	Main topics	Lesson content
<p>Lesson 2. Media Ownership</p>	<ul style="list-style-type: none"> • Private/commercial media • State media • Public media • Nonprofit media • Strategies for finding out who is the owner of the media outlet 	<p> Homework</p> <ul style="list-style-type: none"> ● Reflection about the importance of knowing who the media owner is and what is the ownership model <p> Video about private and state media</p> <p> Video about public media</p> <ul style="list-style-type: none"> ● Task for finding the media owner and/or the ownership model <p> Interview video about non-profit media</p> <ul style="list-style-type: none"> ● Conclusion
<p> Time needed for the full lesson: 40 to 50 minutes</p>		

VERY VERIFIED

Blended Learning Lesson Table of Contents



Homework



Video








Quiz



Worksheet



Group work

Lesson	Main topics	Lesson content
<p>Lesson 3. Agenda Setting</p>	<ul style="list-style-type: none"> • The structure and employees of a news organization, their roles • News selection criteria • Standards of journalism • Press freedom 	<p> Homework</p> <ul style="list-style-type: none"> ● Discussion based on the homework ● Slides about departments of a news organization ● Slides about news selection criteria <p> Group task about news selection criteria</p> <p> Interview video with an editor about editorial policy</p> <ul style="list-style-type: none"> ● Slides with the main standards of journalism <p> Video about standards of journalism</p> <p> Group task about press freedom</p> <ul style="list-style-type: none"> ● Conclusion



Time needed for the full lesson: 50 minutes 1 hour

VERY VERIFIED

Blended Learning Lesson Table of Contents



Homework



Video









Quiz



Worksheet



Group work






Lesson	Main topics	Lesson content
<p>Lesson 4. How Social Media Works</p>	<ul style="list-style-type: none"> • Social media as a source of information and news • Filter bubbles • Social media algorithms 	<p> Homework</p> <ul style="list-style-type: none"> ● Discussion about the homework <p> Video about social media as a news source</p> <ul style="list-style-type: none"> ● Online tool “Split Screen Project” that illustrates filter bubbles <p> Animated video about filter bubbles</p> <p> Discussion in small groups about pros and cons of using social media for news</p> <p> Quiz about social media algorithms</p> <ul style="list-style-type: none"> ● Game: social media vs. reality ● Conclusion
<p> Time needed for the full lesson: 55 minutes to 1 hour 5 minutes</p>		

VERY VERIFIED

Blended Learning Lesson Table of Contents



 Homework
  Video
  Quiz
  Worksheet
  Group work

Lesson	Main topics	Lesson content
<p>Lesson 5. Cognitive Distortions</p>	<ul style="list-style-type: none"> • Cognitive distortions • Advertising 	<p> Homework</p> <ul style="list-style-type: none"> ● Discussion about tricks our mind can play on us <p> Animated video on cognitive distortions</p> <ul style="list-style-type: none"> ● Reflection <p> Group exercise</p> <ul style="list-style-type: none"> ● Slides with common cognitive distortions related to information consumption <p> Quiz about advertising</p> <p> Video interview with an advertising expert</p> <ul style="list-style-type: none"> ● Reflection ● Conclusion



Time needed for the full lesson: 40 to 50 minutes

VERY VERIFIED

Blended Learning Lesson Table of Contents



Homework



Video







Quiz



Worksheet



Group work

Lesson	Main topics	Lesson content
Lesson 6. Manipulation: Disinformation, Manipulative Headlines and Photos	<ul style="list-style-type: none">• Three main types of harmful information• Manipulative headlines• Main types of manipulative images• Image verification	<ul style="list-style-type: none">●  Rule book game● Definitions of misinformation, disinformation and malformation●  Quiz about manipulative headlines in the media●  Video about manipulative headlines and images● Main types of manipulative images and examples<ul style="list-style-type: none">● Image verification exercise●  Video on deepfakes and cheapfakes<ul style="list-style-type: none">● Conclusion



Time needed for the full lesson: 40 to 50 minutes

VERY VERIFIED

Blended Learning Lesson Table of Contents



Homework



Video






Quiz



Worksheet



Group work

Lesson	Main topics	Lesson content
Lesson 7. Manipulation	<ul style="list-style-type: none">• Bots and trolls• Automatically generated images• Fact-checking• Tips to evaluate whether someone is an expert• Checking the original source of information	<p> Animated video about bots and trolls</p> <ul style="list-style-type: none">● Game where students have to guess which of the two portrait photos is generated by a computer● List of signs to recognize automatically generated images● Fact-checking: main question to ask <p> Quiz about evaluating information sources</p> <ul style="list-style-type: none">● Tips to evaluate experts <p> Group exercise about experts</p> <ul style="list-style-type: none">● Case study about checking the original source of information● Conclusion



Time needed for the full lesson: 50 minutes to 1 hour

VERY VERIFIED

Blended Learning Lesson Table of Contents



Homework



Video






Quiz



Worksheet



Group work

Lesson	Main topics	Lesson content
Lesson 8. Stereotypes and Hate Speech	<ul style="list-style-type: none">• Hate speech vs. freedom of speech• Inclusive language	<ul style="list-style-type: none">● Discussion about hate speech <p> Video on hate speech vs. freedom of speech</p> <p> Quiz on inclusive language</p> <ul style="list-style-type: none">● Conclusion
 Time needed for the full lesson: 30 to 40 minutes		

VERY VERIFIED

Blended Learning Lesson Table of Contents



Homework



Video








Quiz



Worksheet



Group work

Lesson	Main topics	Lesson content
<p>Lesson 9. Wrapping Up</p>	<p>Wrapping up the main lessons of VeryVerified.eu</p>	<p> Group activity - brainstorming media literacy tips</p> <p> Video with tips to protect yourself from disinformation</p> <ul style="list-style-type: none"> ● Discussion about the most important tips to become resilient to disinformation <p> Group project on teaching media literacy</p> <ul style="list-style-type: none"> ● Presentation ● Conclusion
<p> Time needed for the full lesson: 55 minutes to 1 hour 5 minutes</p>		
<p> Time needed to do the full 9 lessons: 7 to 8 hours (excluding breaks)</p>		